


CP8
The IPEX Mission
Cal Poly PolySat and JPL



Jeff Weaver
Sean Fitzsimmons


CP8 - IPEX - Intelligent Payload Experiment

- 1U with CalPoly PolySat avionics
- Four Cameras
- Space Cube Mini – Nasa Goddard FPGA based onboard image processing hardware
- Casper – JPL's Intelligent operations management software



Status


- Engineering unit complete by summer
- Radio working reliably down to -116 dbm
- Casper integrated with core flight software
- Engineering Unit structure built
- Space Cube Mini scheduled to be delivered in Winter



Colorado Space Grant Consortium and EOSS Balloon Flight


System Test Goals:

- Long range radio test
- Image acquisition
- Environmental systems test
- Further validation of the system and bus





CP8 Balloon Unit Construction

- Two independent system boards with 4 cameras each.
- 3MP Cameras – OmniVision OV03642
- Two batteries 4.4 Amp hour, 3.7V
- UHF monopole at 437 Mhz
- Rapid Prototyped structure





Internal Construction



Balloon Flight Preparations

Dry Ice Test -60° Celsius




- Boards were placed directly on dry ice
 - On-board temperature of -40 was measured
- Boards remained functional
 - All on-board sensors and cameras remained functional
- No visible damage

Long Range Communications Test



- Satellite placed 3km away from the ground station which was made from identical satellite hardware.
- Initially 9.6k baud for beacons.
- Increased to 100k baud to downlink an image.

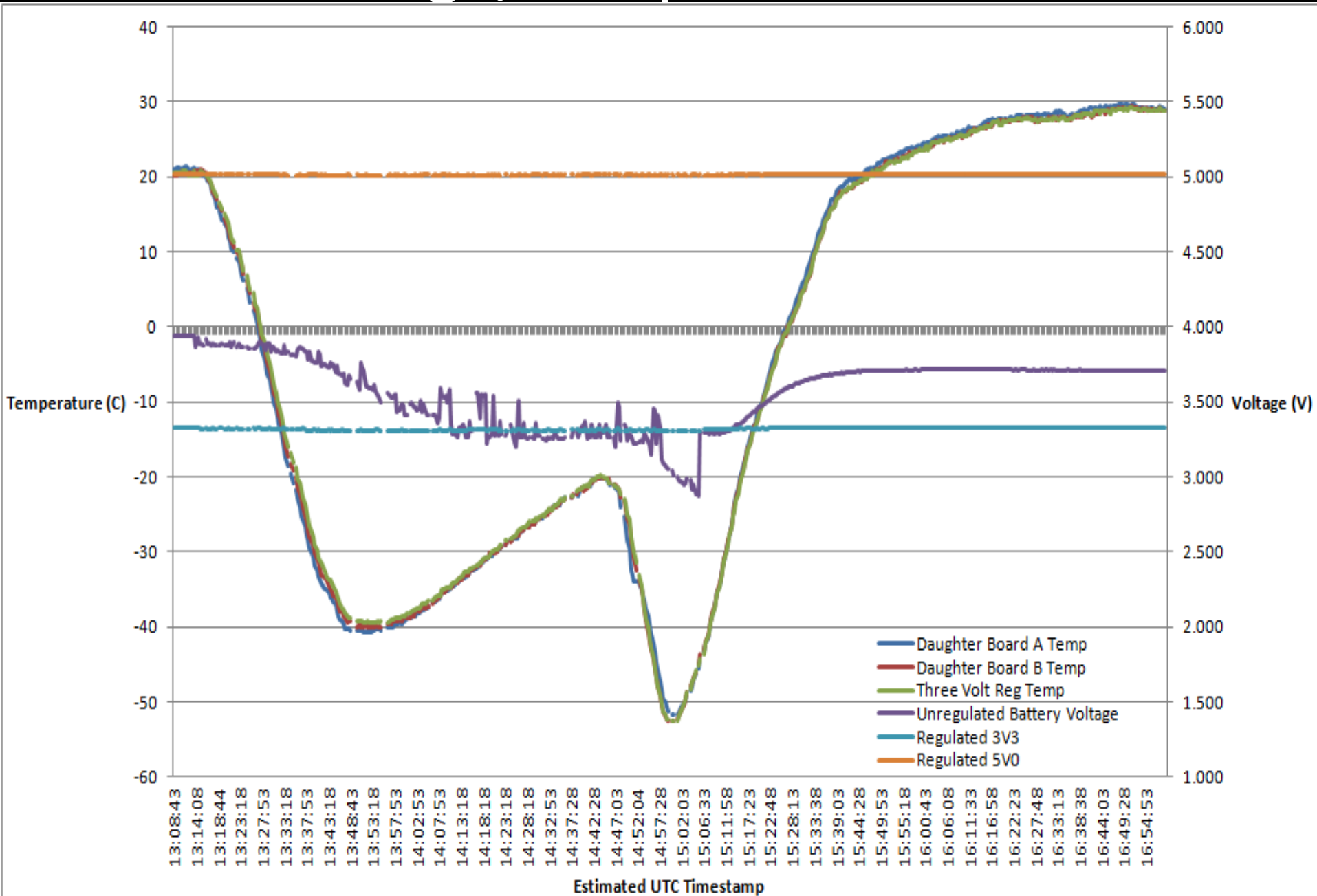


Launch Day

- Windsor, Colorado.
- Hydrogen inflated balloon
 - 3000 grams
 - Two other payloads
- Estimated burst altitude 108k feet
- GPS over APRS tracking



Voltage/Temperature Data





PolyS

