

MISC 3 – The next generation of 3U CubeSats

Andrew E. Kalman, Adam W. Reif, Jerami M. Martin

Pumpkin, Inc.



Don't leave Earth without it


strong light modular scalable customizable affordable
www.cubesatkit.com

*CubeSat Developers' Summer Workshop
August 10-11, 2013*



MISC 2 / Colony I (C1B)

- Timeline:
 - Design: Q4 2008
 - Delivery: Q1-Q3 2009
 - First flight: Q4 2010
 - Total: 14 units
- Two configurations:
 - Space dart (QbX1, QbX2)
 - Propeller (Aeneas)



• Capabilities

- 1500cc payload volume
(not including radio)
- 2° attitude knowledge & control
- MCU-based C&DH and payload processors
- 8-10W to payload

• Limitations

- Fixed bus & payload volumes
- No view of space for ADACS
- Radio & antennas not integrated
- Lack of symmetry on sides
- Volume & mass penalties due to ADACS in middle
- Limited configuration flexibility

MISC 3 Design Goals

- Power:
 - >15W to payload; improved heat paths; 40Wh battery
 - Variety of solar panel and solar array configurations
- Electronics
 - Support MCU-based customers with PPMs
 - Support Linux-based customers with PC/104 SBCs
- ADCS
 - <0.2° knowledge & control via MAI-400 or BCT XACT
 - Multiple configurations (e.g. nadir, anti-nadir, ram, anti-ram, etc.)
- Structure & Assembly
 - Unique add'l hard points, cutouts and lengths → Pro chassis
 - Up to five sep switches; minimal harnesses
 - Support for multiple antenna configurations (esp. UHF & S-band)
 - GPS integration
- Comms & Propulsion
 - Accommodate new subsystems from various suppliers



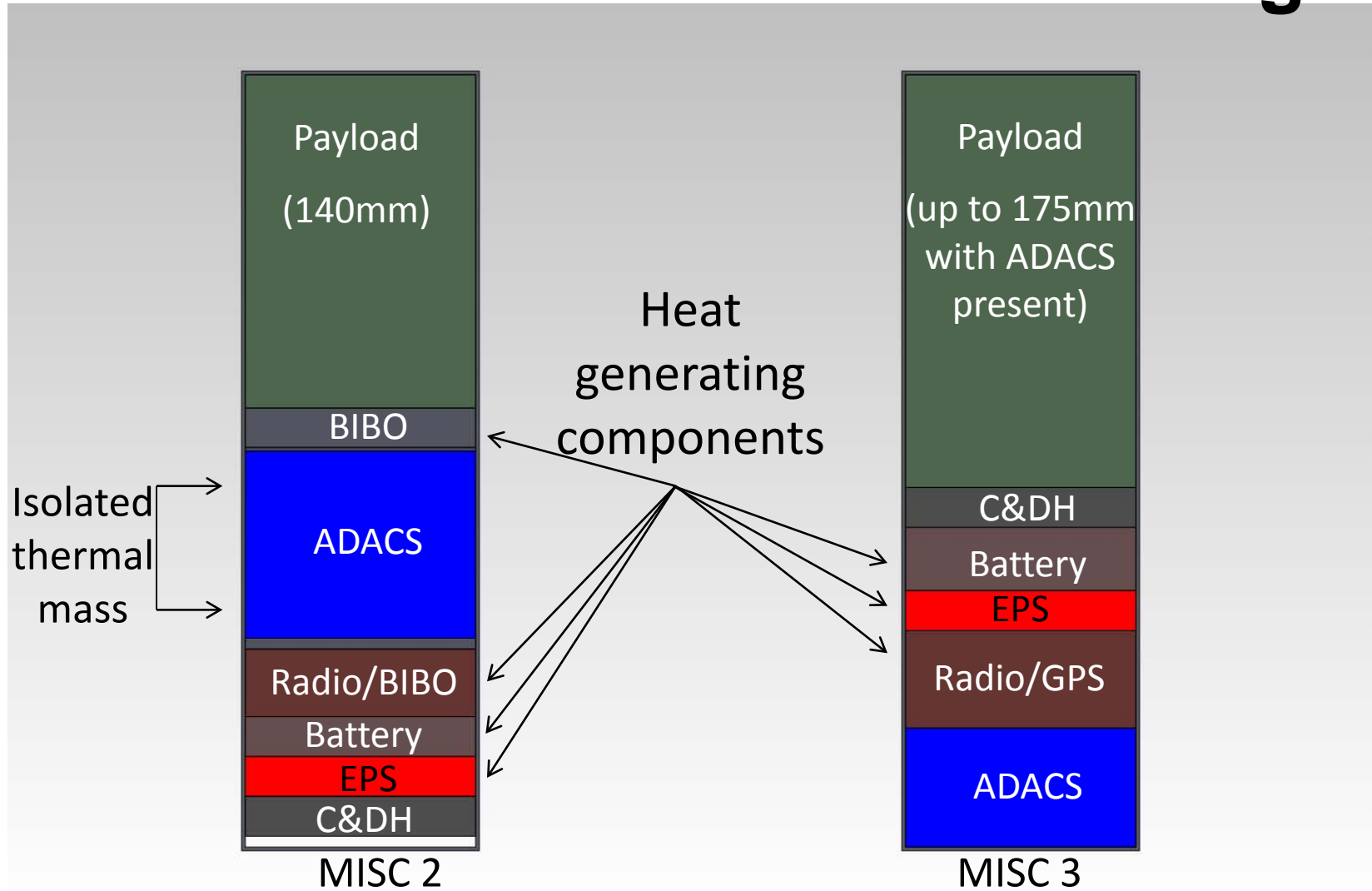
Don't leave Earth without it

strong light modular scalable customizable affordable
www.cubesatkit.com

CubeSat Developers' Summer Workshop
August 10-11, 2013



MISC 2 vs MISC 3: Module Stacking




MISC 3 Bus

- ADCS, Radio, GPS, EPS, BATT, C&DH and panel I/F all tied together in a compact and thermally connected stack
- This stack can “slide” up and down relative to the total 3U length
- CSK electrical bus continues from end of stack (C&DH) into payload volume
- Either end can be used for sep switches, antennas, propulsion and/or solar panel hinges
- Other modules stacks (e.g., PC/104-based) can fit within this envelope, too



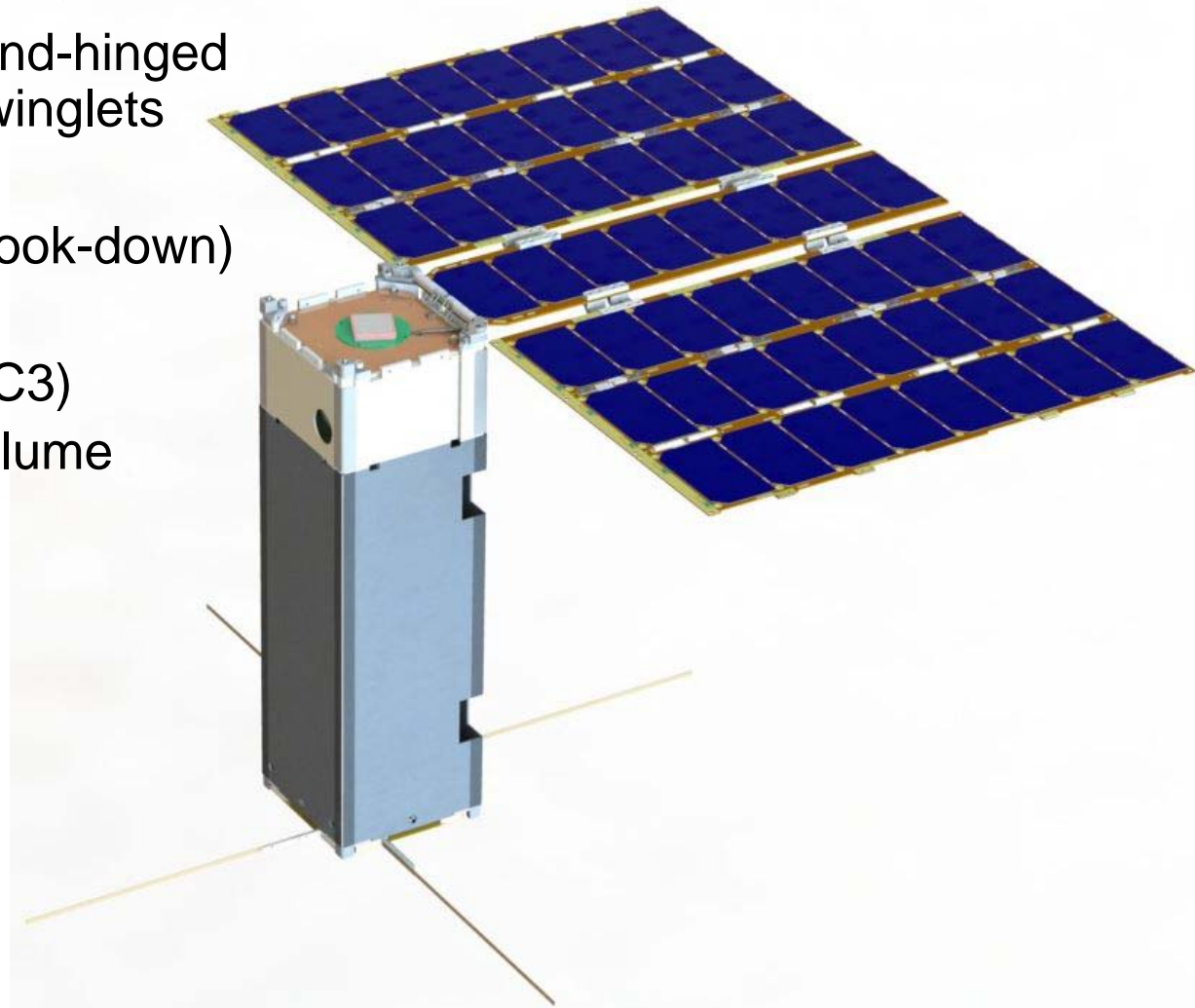
MISC 3: Propeller

- Example configuration:
 - 48W in-plane via quad end-hinged spars and winglets
 - 40Wh battery
 - Anti-nadir ADCS (look-down)
 - GPS
 - UHF up / down
 - 1550cc payload volume



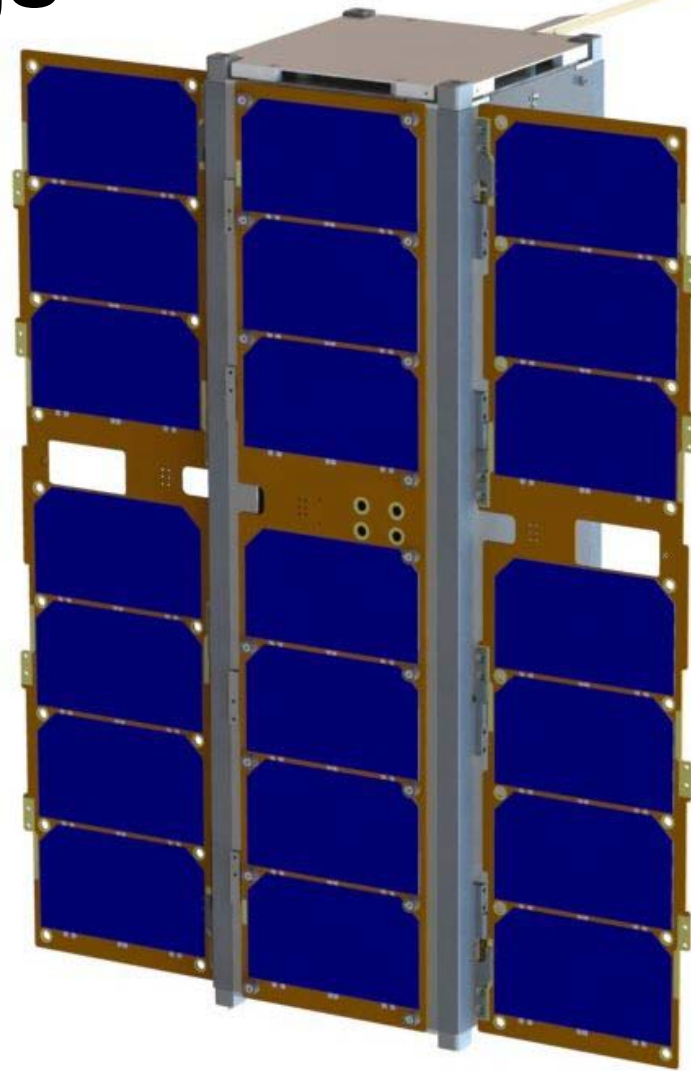
MISC 3: Turkey Tail

- Example configuration:
 - 56W in-plane via end-hinged spar and multiple winglets
 - 40Wh battery
 - Anti-nadir ADCS (look-down)
 - GPS
 - UHF up / down (MC3)
 - 1300cc payload volume



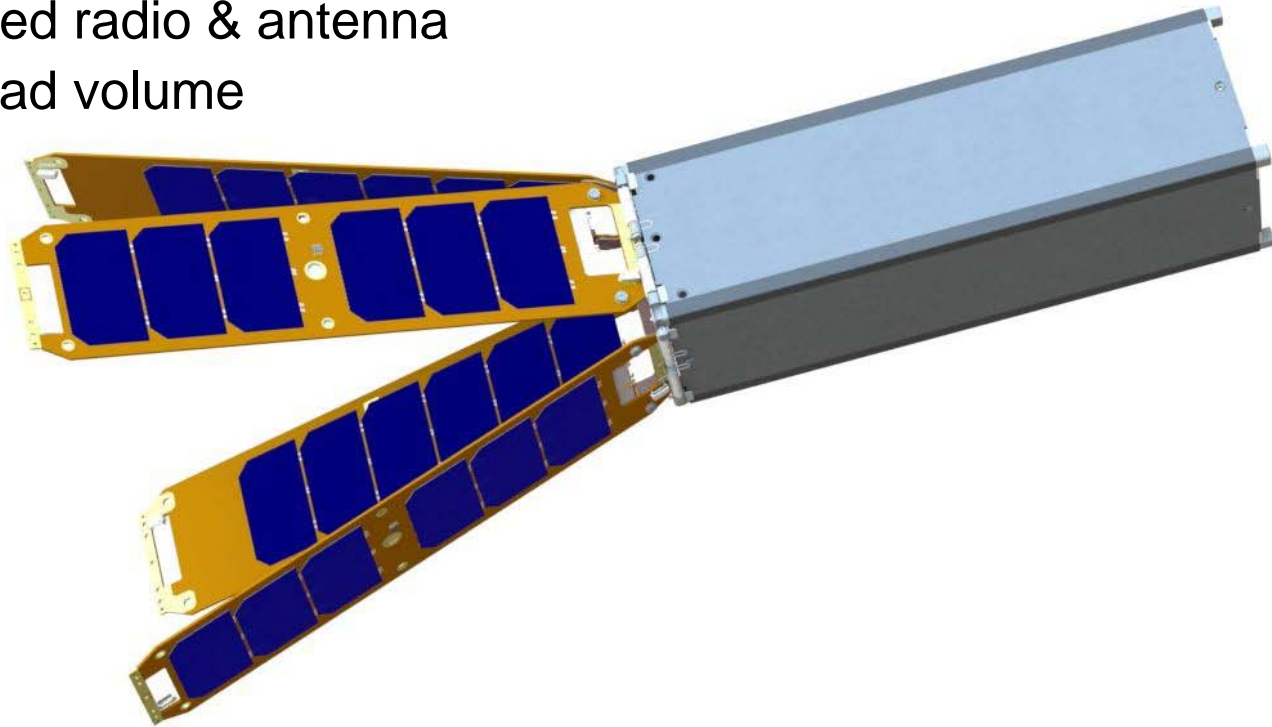
MISC 3: 3U w/Wings

- Example configuration:
 - 21W in-plane via fixed and long-edge deployable panels
 - 40Wh battery
 - ADCS (trailing view)
 - GPS
 - VHF up / down
 - 1550cc payload volume



MISC 3: Space Dart

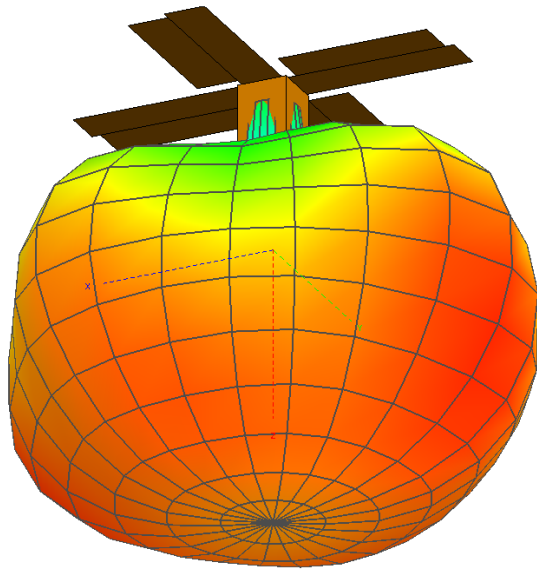
- Example configuration:
 - Aerodynamically stable with quad end-hinged panels
 - 40Wh battery
 - No ADCS
 - Optional GPS
 - Customer-specified radio & antenna
 - ca. 2300cc payload volume



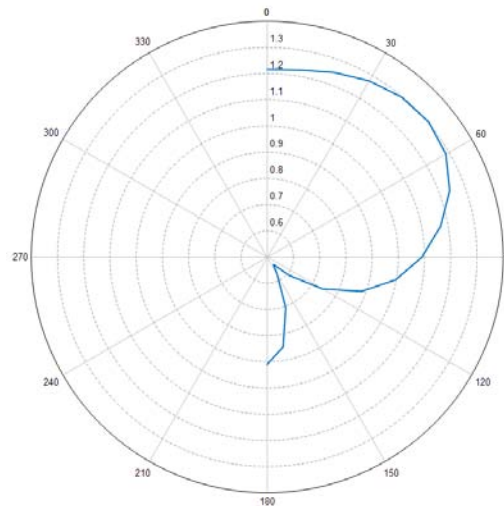
Antenna Tuning

- Configuration flexibility of MISC 3 enables us to optimize antenna placement on a per-user basis

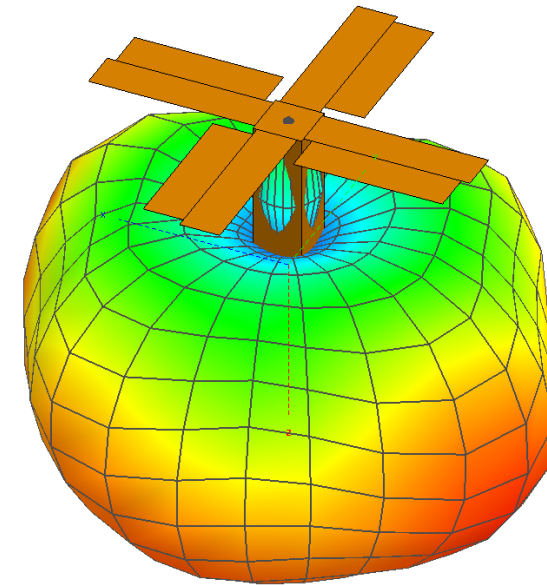
Total Gain
1.25
1.26
1.17
1.08
0.99
0.90
0.81
0.72
0.63
0.54
0.45



Far field
— FarField1



Total Gain
1.25
1.26
1.17
1.08
0.99
0.90
0.81
0.72
0.63
0.54
0.45



Total Gain (Frequency = 433 MHz; Phi = 0 deg) - 3U Panels 0 ang 4.5 rot 0 trans over_optimum_optimum



Don't leave Earth without it

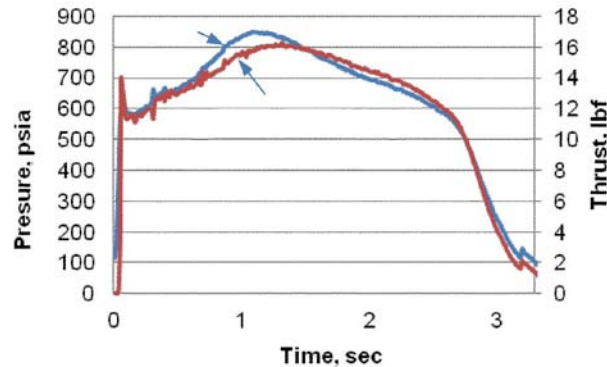

strong light modular scalable customizable affordable
www.cubesatkit.com

CubeSat Developers' Summer Workshop
August 10-11, 2013



Propulsion

- MISC 3 layout permits integration of propulsive modules on either end of structure or anywhere in-between.
- End locations can take advantage of P-POD's "hockey puck" extra volume
- (UHF) antennas and thrusters can coexist on same end



Delta-V / deorbit motor, CAPS unit and data courtesy of DSSP



Don't leave Earth without it

strong light modular scalable customizable affordable
www.cubesatkit.com

CubeSat Developers' Summer Workshop
August 10-11, 2013



Conclusion

- MISC 3 has all of the features that made MISC 2 so user-friendly, including:
 - Open architecture
 - Highly modular
 - Rapid delivery (<90 days from receipt of order)
 - Pumpkin quality & affordability
- MISC 3 adds:
 - Basic user customization included in price
 - >20W to the payload, and enough power to run Linux SBCs
 - CubeSat Kit Pro chassis structure
 - More accurate ADACS
 - Bigger / better battery
 - Integrated basic UHF comms, or optional higher-performance comms
 - Easy GPS integration
 - Multiple ADACS, radio, antenna, propulsion and other subsystem choices
 - Multitude of different configurations possible to suit mission requirements



Don't leave Earth without it

strong light modular scalable customizable affordable
www.cubesatkit.com

*CubeSat Developers' Summer Workshop
August 10-11, 2013*





Q&A Session

Thank you for attending this Pumpkin presentation at the 2013 CubeSat Developers' Summer Workshop!



Don't leave Earth without it

strong light modular scalable customizable affordable
www.cubesatkit.com

*CubeSat Developers' Summer Workshop
August 10-11, 2013*



Notice

This presentation is available online at:

www.pumpkininc.com/content/doc/press/20130811_Pumpkin_CSDWLU_2013.pdf



Don't leave Earth without it

strong light modular scalable customizable affordable
www.cubesatkit.com

*CubeSat Developers' Summer Workshop
August 10-11, 2013*



Appendix

• Speaker information

- Dr. Kalman is Pumpkin's president and chief technology architect. He entered the embedded programming world in the mid-1980's. After co-founding Euphonix, Inc – the pioneering Silicon Valley high-tech pro-audio company – he founded Pumpkin, Inc. to explore the feasibility of applying high-level programming paradigms to severely memory-constrained embedded architectures. He is the creator of the Salvo RTOS and the CubeSat Kit. He holds several United States patents. He is a consulting professor in the Department of Aeronautics & Astronautics at Stanford University and directs the department's Space Systems Development Laboratory (SSDL). Contact Andrew at aek@pumpkininc.com.

• Acknowledgements

- Pumpkin's Salvo, CubeSat Kit and MISC customers, whose real-world experience with our products helps us continually improve and innovate.

• CubeSat Kit information

- More information on Pumpkin's CubeSat Kit can be found at <http://www.cubesatkit.com/>. Patented and Patents pending.

• Copyright notice

© 2000-2013 Pumpkin, Inc. All rights reserved. Pumpkin and the Pumpkin logo, Salvo and the Salvo logo, The RTOS that runs in tiny places, CubeSat Kit and the CubeSat Kit logo, CubeSat Kit Bus, nanoLab Kit and the nanoLab Kit logo, and MISC are all trademarks of Pumpkin, Inc. Don't leave Earth without it is a service mark of Pumpkin, Inc. All other trademarks and logos are the property of their respective owners. No endorsements of or by third parties listed are implied. All specifications subject to change without notice. Unless stated otherwise, all photographs, images and illustrations are the property of Pumpkin, Inc. and may not be used without permission.

First presented at the Pre-Conference CubeSat Workshop in Logan, Utah on Sunday, August 11, 2013, prior to the 27th Annual AIAA/USU Conference on Small Satellites.



Don't leave Earth without it

strong light modular scalable customizable affordable
www.cubesatkit.com

CubeSat Developers' Summer Workshop
August 10-11, 2013

